

# alula™ RE118 Flood & Temp Sensor

Resolution Compatibles Interlogix® Compatible

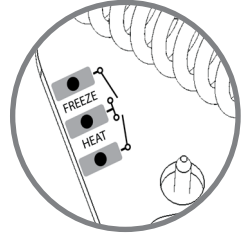
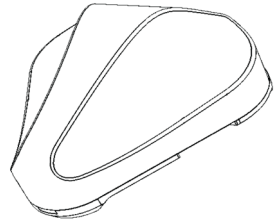


**Flood and Temp Sensor** is an integrated environmental sensor. It detects flood conditions and reports extreme temperatures.

## Features

- Titanium probes for unmatched corrosion immunity
- IP67 rated waterproof enclosure
- GORE® vent to prevent seal failure
- 5 year warranty

**Enroll** the flood zone by placing the panel into wireless enrollment mode and removing the battery tabs or tampering the sensor. The freeze and heat zones are **disabled by default**. To activate and enroll the freeze and heat zones, remove the sensor cover and use a wire or paper clip to short the desired outer terminal to the center terminal. To maximize battery life, only activate the zones being used.



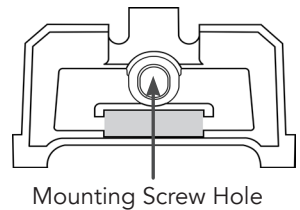
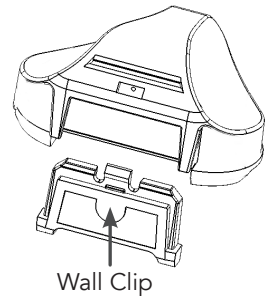
## DL ID Configuration

- **Flood ID** is the serial number shown on the device.
- **Freeze ID** is the serial number with last digit replaced with a 1.
- **Heat ID** is the serial number with last digit replaced with a 2.

**Install** by placing the sensor in the location requiring flood or temperature detection. If desired, the wall clip can be used to secure the sensor.

## Optional Screw Mounting

- Remove the wall clip from the sensor's body.
- Secure the clip to a wall, baseboard or cupboard using a #6 screw.
- Slide the sensor's body down onto the wall clip until it snaps into place.

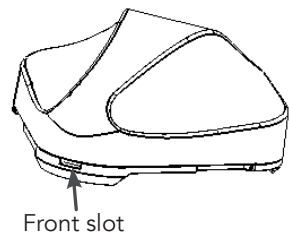


**Detects** water pooled under the sensor and reports extreme temperature conditions.

## Temperature Trip Points

- Heat alarms when over 100°F (38°C)
- Heat restores when under 97°F (36°C)
- Freeze alarms when under 45°F (7°C)
- Freeze restores when over 48°F (9°C)

**To replace the batteries**, insert a flat blade screwdriver into the front slot and twist. Slide both old batteries out and the new batteries in. To reinstall the cover, align the rear latches and roll the cover forward until it snaps into place.



Verify proper enrollment and operation using your control panel's installation manual.

## Pro Tips

**The cover** can be removed without removing the wall clip.

**Both titanium probes** must be in the same puddle for the sensor to detect water.

**Tamper detection** depends on how the sensor is installed.

- Sensor secured to wall: Tamper is indicated when lifted off the clip.
- Sensor NOT secured to wall: Tamper is indicated when the cover is removed.

**When changing the batteries** replace both with new batteries.

## Specifications

| Physical                |  |
|-------------------------|--|
| Housing Dimensions      | 2.43 x 2.48 x 1.17 inches (6.2 x 6.3 x 3.0 cm)               |
| Weight with Batteries   | 1.34 ounces (38 grams)                                       |
| Mounting Fastener       | #6 screw (not provided)                                      |
| Environmental           |  |
| Operating Temperature   | 32°F to 120°F (0°C to 49°C)                                  |
| Maximum Humidity        | 85% non-condensing relative humidity                         |
| Water Resistance        | IP67 rated (Waterproof for over 30 minutes at 1 meter depth) |
| Sensor Specifications   |  |
| Frequency               | 319.5 MHz  |
| Replacement Batteries   | Two Panasonic CR2032   |
| Nominal Battery Life    | 10 years   |
| Battery Voltage         | 3.0 VDC (Nominal) 2.3 VDC (Low)                              |
| Current Draw            | 20 mA (Maximum) 0.5 uA (Quiescent)                           |
| Transmitted Indications | Cover Tamper, Wall Tamper, Low Battery, Supervision          |
| Temperature Accuracy    | +/- 2°C  |
| Certification           |  |
| RE118                   | FCC, IC  |

*Specifications subject to change without notice.*

### WARRANTY

Alula will replace non-products that are defective in their first five (5) years, and portable products that are defective in their first two (2) years.

### IC NOTICE

This device complies with Industry Canada license-exempt RSS standard(s). Operation is subject to the following two conditions:

- (1) This device may not cause interference, and
- (2) This device must accept any interference, including interference that may cause undesired operation of the device.

Le présent appareil est conforme aux cnr d'Industrie Canada applicables aux appareils radio exempts de licence. L'exploitation est autorisée aux deux conditions suivantes:

- (1) L'appareil ne doit pas produire de brouillage, et
- (2) L'utilisateur de l'appareil doit accepter tout brouillage radioélectrique subi, même si le brouillage est susceptible d'en compromettre le fonctionnement.

IC: 8310A-RE118

### FCC NOTICE

This device complies with Part 15 of the FCC rules. Operation is subject to the following two conditions:

- (1) This device may not cause harmful interference.
- (2) This device must accept any interference that may be received, including interference that may cause undesired operation.

Changes or modifications not expressly approved by Alula could void the user's authority to operate this equipment.

FCC ID: U5X-RE118

### TRADEMARKS

Alula is a trademark owned by Alula Holdings, LLC.

"Interlogix" is a trademark owned by United Technologies Electronic Controls Inc.

Alula products will function with Interlogix systems. However, no Alula product is produced by, endorsed by, or is officially associated with Interlogix.

Alula recommends verifying proper enrollment and operation, per control panel installation instructions, at installation.

47-0028-01 • RevB • 2018-03-28  
Tech Support Line • (888) 88-ALULA (888) 882-5852  
[alula.net](http://alula.net)