

LED Tape Extrusions

LED tape extrusions (also called channels) provide a professional and durable means of installing LED tape light in a protected and thermally conductive rigid aluminum housing. The paired diffusing lens makes diodes less visible and provides for a more pleasant visual experience.

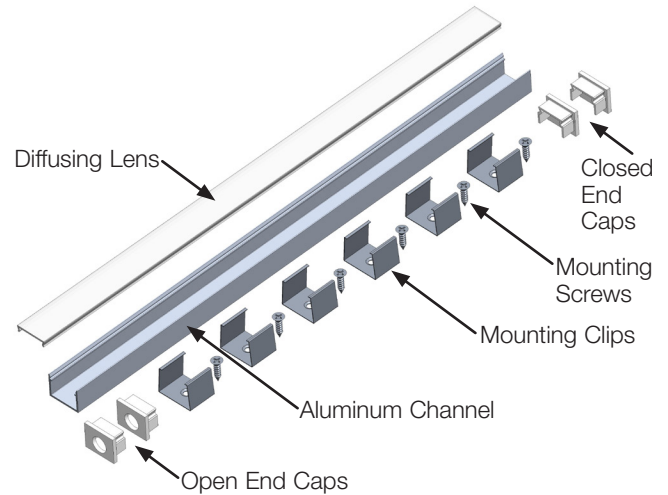
Lutron LED tape extrusions come in 8 ft (2.44 m) lengths that can be cut in the field using power or hand tools. Multiple profile styles are available to fit the needs of many applications. All styles are available as bundles that include (1) 8 ft (2.44 m) channel, (1) 8 ft (2.44 m) diffusing lens, and (1) accessory pack. All accessory packs are profile-specific and can be purchased individually.

Lutron LED tape extrusions are a convenient addition to a Lutron LED tape light project, as components can be ordered together and have been measured for fit-compatibility.

Features


- All profiles are compatible with Lutron LED tape lights (sold separately)¹.
- Diffuses discrete LEDs from tape to create a more uniform light aesthetic.
- Provides a consistent mounting surface for the tape light in a sturdy aluminum solution.
- Assists in thermal management of the tape light.
- Hides the bare tape from view.
- Protects the tape light from damage.
- Rated for indoor damp/dry locations.

¹ Please see the Tape Light Solutions product specifications (P/N 3691301) at www.lutron.com for more details.



LED Tape Extrusion (SR2 shown)

SR1



Luxury diffusion with hidden mounting

SR2



Classic rectangular surface-mount

SR3




Thin, low profile surface-mount

45S




Classic 45° angled surface-mount

45T




Large 45° with premium diffusion

RR1



Recessed mount with a clean finish

MI1










Mount into drywall for a flush light beam

LED Tape Extrusions

Available Models

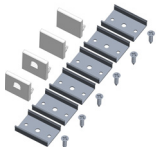






Bundles

Model Number	Description	Contents
LU-SR1-K 	SR1 extrusion bundle	<ul style="list-style-type: none"> • 8 ft (2.44 m) aluminum channel and frosted lens • LU-SR1-ACS (SR1 accessory pack)
LU-SR2-K 	SR2 extrusion bundle	<ul style="list-style-type: none"> • 8 ft (2.44 m) aluminum channel and frosted lens • LU-SR2-ACS (SR2 accessory pack)
LU-SR3-K 	SR3 extrusion bundle	<ul style="list-style-type: none"> • 8 ft (2.44 m) aluminum channel and frosted lens • LU-SR3-ACS (SR3 accessory pack)
LU-45S-K 	45S extrusion bundle	<ul style="list-style-type: none"> • 8 ft (2.44 m) aluminum channel and frosted lens • LU-45S-ACS (45S accessory pack)
LU-45T-K 	45T extrusion bundle	<ul style="list-style-type: none"> • 8 ft (2.44 m) aluminum channel and frosted lens • LU-45T-ACS (45T accessory pack)
LU-RR1-K 	RR1 extrusion bundle	<ul style="list-style-type: none"> • 8 ft (2.44 m) aluminum channel and frosted lens • LU-RR1-ACS (RR1 accessory pack)
LU-MI1-K 	MI1 extrusion bundle	<ul style="list-style-type: none"> • 8 ft (2.44 m) aluminum channel and frosted lens • LU-MI1-ACS (MI1 accessory pack)

LED Tape Extrusions

Available Models *(continued)*


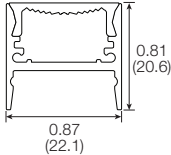
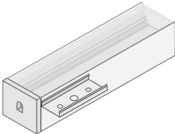


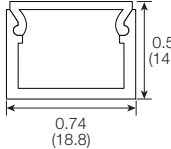
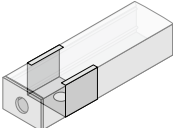


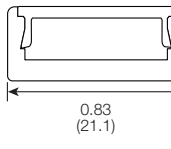
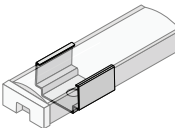


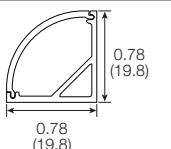
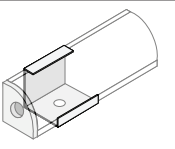


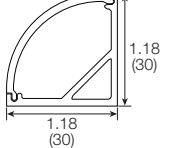
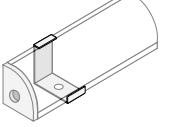


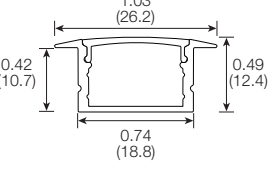
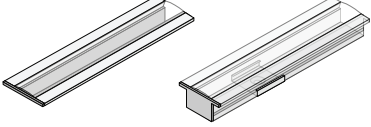


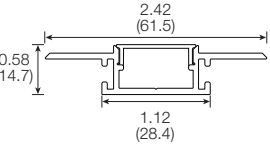
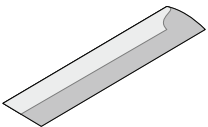

Accessory Packs

Model Number	Description	Contents
LU-SR1-ACS 	SR1 accessory pack	<ul style="list-style-type: none"> • 2 open end caps • 2 closed end caps • 6 mounting clips • 6 mounting screws
LU-SR2-ACS 	SR2 accessory pack	<ul style="list-style-type: none"> • 2 open end caps • 2 closed end caps • 6 mounting clips • 6 mounting screws
LU-SR3-ACS 	SR3 accessory pack	<ul style="list-style-type: none"> • 2 open end caps • 2 closed end caps • 6 mounting clips • 6 mounting screws
LU-45S-ACS 	45S accessory pack	<ul style="list-style-type: none"> • 2 open end caps • 2 closed end caps • 6 mounting clips • 6 mounting screws
LU-45T-ACS 	45T accessory pack	<ul style="list-style-type: none"> • 2 open end caps • 2 closed end caps • 6 mounting clips • 6 mounting screws
LU-RR1-ACS 	RR1 accessory pack	<ul style="list-style-type: none"> • 2 open end caps • 2 closed end caps • 6 mounting clips • 6 mounting screws
LU-MI1-ACS 	MI1 accessory pack	<ul style="list-style-type: none"> • 2 open end caps • 2 closed end caps • 2 end-to-end connectors • 4 connector set screws

LED Tape Extrusions

Details

Measurements shown as: in (mm)

Model	Dimensions	Mounting	Lens Rating	Diffusion
 SR1		 Height with mounting clip: 0.81 (20.6)	Light loss: 45% CCT shift: -100K	Semi-diffused 
 SR2		 Height with mounting clip: 0.65 (16.5)	Light loss: 40% CCT shift: -100K	Semi-diffused 
 SR3		 Height with mounting clip: 0.53 (13.5)	Light loss: 10% CCT shift: -100K	Hot-spotted 
 45S		 Height with mounting clip: 0.89 (22.6)	Light loss: 25% CCT shift: -100K	Semi-diffused 
 45T		 Height with mounting clip: 1.25 (31.7)	Light loss: 30% CCT shift: -65K	Uniform 
 RR1		 Height with mounting clip: 0.63 (16)	Light loss: 25% CCT shift: -85K	Semi-diffused 
 MI1		 Height with mounting clip: Not applicable	Light loss: 65% CCT shift: -275K	Uniform 

Lutron and the Lutron logo are trademarks or registered trademarks of Lutron Electronics Co. Inc., in the U.S. and/or other countries.