


# Fire Alarm Reset


## **IQ Pro v4.3.0n with HS2TCHP Touchscreens**

Below are the steps to reset the IQ Pro panel after a fire alarm when using the HS2TCHP Touchscreen:

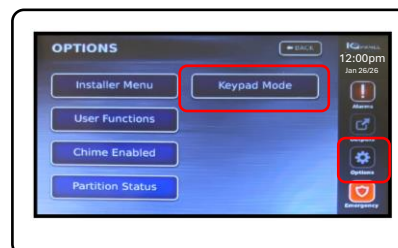
**Step 1:** Once the premise is safe, enter a valid passcode into the keypad to silence the fire alarm.



**Step 2:** The display will indicate Alarm Memory on the 'Zone Status' icon and Task Bar. Review as needed.



**Step 3:** Tap the 'Options' icon on the Task Bar and select 'Keypad Mode'.



**Step 4:** Enter a valid passcode on the 'Fire Alarm <> Bells Silenced' display to clear the fire alarm.



**Step 5:** Tap the 'BACK' button and Arm / Disarm the system to clear the alarm memory as needed.